



Indian Association of Dermatologists, Venereologists & Leprologists West Bengal State Branch

SKINTELLECT

The Official Newsletter of the IADVL West Bengal State Branch

Issue Spotlight

- Suvo Bijoya to all IADVL WB members
- FDE connecting the dots



“Skintellect,” is the online monthly newsletter of the IADVL WB, dedicated to the dynamic world of dermatology. This publication is a testament to the commitment of our members towards advancing the ever stretching horizon of the discipline, sharing knowledge, creating bonhomie and archiving our IADVL WB activities.

Volume 1, Issue 7, November 2023

Branch Executives 2023-2024

President



Dr. Koushik Lahiri

President Elect



Dr. Sandipan Dhar

Vice President



Dr. Jayant Kumar Barua

Vice President



Dr. Kisalay Ghosh

Hony Secretary



Dr. Kingshuk Chatterjee

Hony Treasurer



Dr. Suchibrata Das

Editor, IJD



Dr. (Brig) Manas Chatterjee

Hony Joint Secretary



Dr. Surajit Gorai

Hony Joint Secretary



Dr. Sudip Kumar Ghosh

Ex Officio



Dr. Sudip Das

Ex Officio



Dr. Arun Achar

Executive Council Members 2023-2024

Dr. Abanti Saha

Dr. Abhishek De

Dr. Anupam Das

Dr. Arghyaprasun Ghosh

Dr. Chinmoy Kar

Dr. Dinesh Kumar Hawelia

Dr. Indrashis Podder

Dr. Joyeeta Chowdhury

Dr. Nilay Kanti Das

Dr. Olympia Rudra

Dr. Rajib Roy

Dr. Sanjay Ghosh

Dr. Saswati Halder

Dr. Saumya Panda

Dr. Saurabh Kumar Dhara

Dr. Somenath Sarkar

Permanent Invitees All Past Presidents

Precisely Presidential

Shuvo Bijoya.

This is the season of festivities in this part of the planet. I hope our members also celebrated with families and friends. We at IADVL WB also observed in a different way. There was no lull in our scientific or organisational endeavours.

The preparation for our annual state conference CUTICON WB 2023 is going on under the leadership of the Organising Secretary Dr. Arun Achar and his team. Dr. Sumit Sen as the Chairperson Scientific committee is leaving no stone unturned to make it an academically enriching experience.

Other than this we had two events or academic activities this month under the banner of IADVLWB.

The first one was on JAK inhibitors in Dermatology. Delegates participated online from all over India and also abroad. Dr. Sudip Das and Dr. Kingshuk Chatterjee were the faculties.

We are proud to host the SIG Psoriasis program in Kolkata with a galaxy of speakers from all over India and our state.

Before finishing I take this opportunity to request and encourage all our beloved and respected members to join DVL Welfare Trust.

This is a welfare scheme of IADVL based on the principle of brotherhood to help bevered family of fellow colleagues of IADVL.

You can become a member by filling up a simple form on website www.dvlwelfaretrust.org. The payment details etc. are given on website and can be done online. You can fill form and do payment through QR code also.

DVL Welfare Trust is by IADVL, of IADVL and for IADVLites

<https://dvlwelfaretrust.org/aboutus.aspx>

Long live IADVLWB.

Happy reading.

Sincerely,



Dr. Koushik Lahiri
President
IADVL WB

Secretary's Scribes

Subha Bijoya for all our esteemed members. Although Ma has departed after showering her blessings on us, till next year, we have to strive hard to grow in all aspects of life. Adding some value to our lives through our deeds can only impart some positivity in these dark and violent times. On behalf of IADVL West Bengal, I am happy to share the 7th edition of our monthly newsletter 'Skintellect'. We continued with our academic activities during the festivities also, in form of a webinar on JAK inhibitors. Also there are many other thought provoking write ups from the editorial board. We are delighted to publish the 2nd edition of our vernacular webzine "স্বক-বদ্যির দরবার" during durgapuja, studded with gems from our members. Please go through it from our website.



Happy Reading,

Dr. Kingshuk Chatterjee
Honorary Secretary (2022-24)



DVL WELFARE TRUST

Shreeji Chambers, B/h Rajghani Hotel, Brahmपुरi, Dandia Bazar, Vadodara, Gujarat, INDIA.



SCAN QR CODE TO JOIN
DVL WELFARE TRUST



SCAN QR CODE WITH UPI/GPAY
FOR CONTRIBUTIONS TO
DVL WELFARE TRUST



Details of one time Admission fees

The Admission Fees payable shall be based on age in years of the proposed member or their family member who likes to join the scheme, as follows :

No.	Age	Rate in Rs.
1	Up to the age of 10 Year	1,000
2	11 of 20 Years	1500
3	21 of 30 Years	2000
4	31 of 40 Years	3000
5	41 of 50 Years	4000
6	51 of 60 Years	5000
7	61 of 70 Years	7000
8	Above 70 Years	8000

Member's annual contribution

- Annual membership fee of Rs. 750/- (with increment every 5 years.)
- Fraternity contribution Rs. 500 x N, where N = No. of Death of members)

Plus, Optional professional indemnity annual legal fees, to be paid by those members who opt for professional indemnity.

Editors Desk

Dear Skintellect Readers,

In the wake of the magnificent Durga Puja celebration, I extend my heartfelt wishes and 'Suvo Bijoya' to each of you and your cherished family members. I hope this festive season has been a radiant tapestry of joy, good health, and prosperity in your lives.

Our anticipation bubbles as we prepare to unveil the October issue, a veritable masterpiece for the dermatological connoisseurs among you. The passion and hard work invested in crafting Skintellect have been nothing short of extraordinary, and I'm certain that this forthcoming edition will continue to uphold our exceptional standards.

Your unwavering support and avid readership have been our guiding stars. We earnestly hope that the content within these pages will not only inform but also inspire you on your skin health journey.

With warm regards and a heart full of gratitude,



Dr Surajit Gorai

Editor, Skintellect,

The IADVL WB Monthly Newsletter

Joint Secretary, IADVL, WB



CUTICON WB 2023
26th Annual State Conference of IADVL, WB Branch



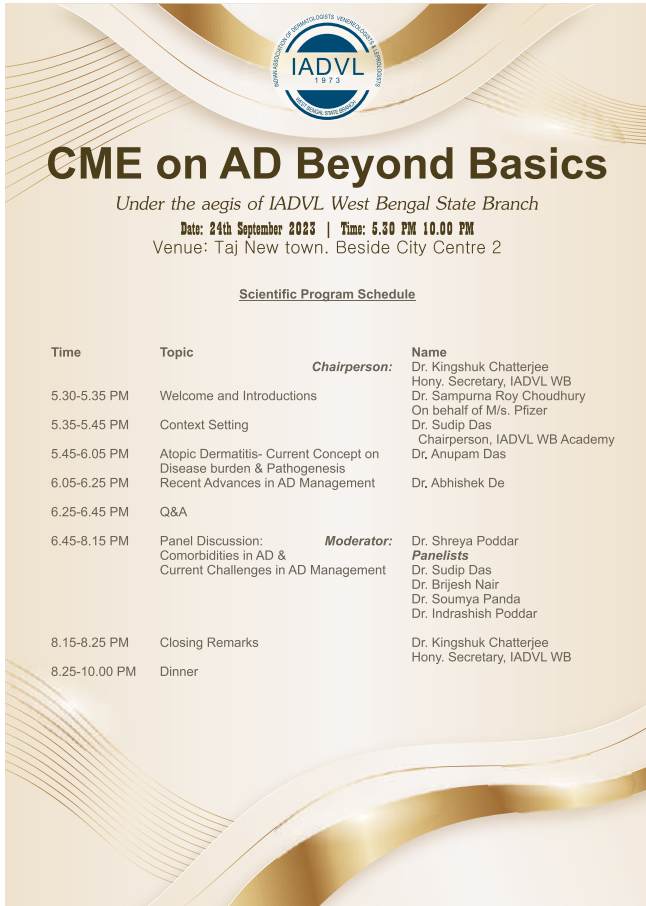
10th December 2023
VENUE :
BBCC, NEW TOWN

অল্প স্বল্প গল্প :
ডাঃ অরিজিৎ কুন্ডু

মূকাভিনয় :
ডাঃ সুস্মিত হালদার

গান :
ডাঃ সুমিতা ভট্টাচার্য
ডাঃ অসীম সরকার

CME



CME on AD Beyond Basics
Under the aegis of IADVL West Bengal State Branch
Date: 24th September 2023 | Time: 5.30 PM 10.00 PM
Venue: Taj New town, Beside City Centre 2

Scientific Program Schedule

Time	Topic	Chairperson:	Name
5.30-5.35 PM	Welcome and Introductions		Dr. Kingshuk Chatterjee Hony. Secretary, IADVL WB
5.35-5.45 PM	Context Setting		Dr. Sampurna Roy Choudhury On behalf of M/s. Pfizer Dr. Sudip Das Chairperson, IADVL WB Academy
5.45-6.05 PM	Atopic Dermatitis- Current Concept on Disease burden & Pathogenesis		Dr. Anupam Das
6.05-6.25 PM	Recent Advances in AD Management		Dr. Abhishek De
6.25-6.45 PM	Q&A		
6.45-8.15 PM	Panel Discussion: Comorbidities in AD & Current Challenges in AD Management	Moderator:	Dr. Shreya Poddar
		Panelists:	Dr. Sudip Das Dr. Brijesh Nair Dr. Soumya Panda Dr. Indrashish Poddar
8.15-8.25 PM	Closing Remarks		Dr. Kingshuk Chatterjee Hony. Secretary, IADVL WB
8.25-10.00 PM	Dinner		



The IADVL WB Chapter recently hosted an engaging Continuing Medical Education (CME) event titled "Atopic Dermatitis Beyond Basics" on September 24th. This CME was a remarkable opportunity for dermatology professionals to explore the intricacies of atopic dermatitis beyond the fundamental knowledge. It provided a platform for experts to share valuable insights and delve deeper into the complexities of this common skin condition.

CME

CME ON JAK INHIBITOR IN DERMATOLOGY



Time	Topic	Speaker
8.00-8.05 pm	Welcome address	Dr Koushik Lahiri President IADVL WB
8.05-8.30 pm	Discussion on Role of JAK Inhibitor in Dermatological Condition	Dr Sudip Das Chairperson, IADVL WB Academy
8.30-8.40 pm	Tea Break	
8.40-9.00 pm	Safety Profile and usage of Tofacitinib	Dr Kingsuk Chatterjee
9.00-9.10 pm	Q&A Session from Audience	
9.10-9.15 pm	Vote of Thanks	Dr. Kingshuk Chatterjee Hony. Secretary, IADVL WB



Zoom Link

<https://us06web.zoom.us/j/87810886919?pwd=L1RKSHloTmsvYWFxVE9RV0RlVzlkdz09>

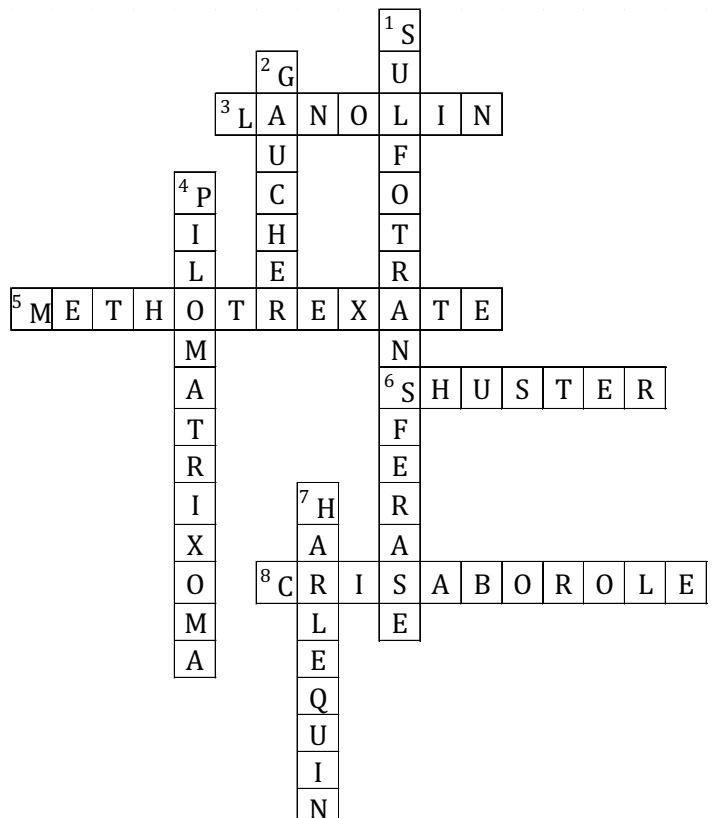
Meeting ID : 878 1088 6919

Passcode : 222864

In a quest to deepen the understanding of cutting-edge treatments, the IADVL WB Chapter hosted a Continuing Medical Education (CME) event on October 15th, 2023. This captivating session delved into the world of JAK (Janus kinase) inhibitors in the realm of dermatology.

JAK inhibitors have emerged as a promising therapeutic avenue for a variety of dermatological conditions. This CME was designed to enlighten and equip dermatologists with the latest insights and updates on the application of JAK inhibitors in the management of skin disorders.

Issue 6
Answer



Courtesy: Dr. Sanjukta Misra

CME

The SIG Psoriasis meeting hosted by IADVL WB (Indian Association of Dermatologists, Venereologists, and Leprologists, West Bengal) was a specialized gathering focused on the discussion and sharing of knowledge related to psoriasis, a chronic skin condition. It provided a platform for dermatologists and experts to exchange insights, research findings, and treatment approaches for psoriasis, contributing to advancements in patient care and management.





Cultural Program by IADVL WB

Dear members,

It gives us immense pleasure to invite you to attend this heart warming, unique and never before Cultural Program, 'Seemana Chhariye', by our own members and organised by IADVL WB to be held on **19th November, 2023 at 6 PM at *Laban Hrad Mancha, BD Block, Salt Lake.**

You and your family members are cordially welcome.

There are no entree fees but you need to collect a pass that will be issued from IADVL WB office in due time.

Your gracious presence would give a moral support to all the performers and make it a memorable success.

Please mark your date and be there on time.

Warm regards,

Dr. Koushik Lahiri
President
IADVLWB

Dr. Kingshuk Chatterjee
Hony. Secretary
IADVLWB

Dr. Nilendu Sarma
Nodal Executive
IADVLWB Cultural cell

Program Details

Seemana Chhariye

Probahoman-A journey called 'Life'

(Geetinatya, a theme based compact program with songs, dance and recitation)

Kabayah - A play

(Written by Bano Phool)

Solo Songs

সীমানা ছাড়িয়ে
LIFE BEYOND BOUNDARIES
ALL ARE INVITED
CUTURAL PROGRAM
প্রবহমান
Probahoman
On the continuous motions of life
Direction by Nilendu Sarma
কবয়ঃ
Kabayah
A play written by Banophul
Direction by Ashok Ghoshal
SAVE THE DATE
NOV 19 AT 6 PM
Laban Hrad Mancha, BD Block, Salt Lake
IADVLWB Office
+913322277553
www.iadvlwb.org
Contact IADVLWB Office for gate pass

Fixed drug eruption Connecting the dots between pathology, genetics, epidemiology, phenotype, and treatment

Dr Prof Sudip Das

Dr Disha Chakroborty

World Health Organisation has defined a drug as “a substance or product that is used or intended to be used to modify or explore physiological system or pathological state of the recipient”. WHO defines adverse drug reaction as “a response to a drug that is noxious, unintended and undesired and occurs at doses used in man for modification of physiological function”. Cutaneous ADRs are among the more commonly observed adverse reactions to medications. According to many Indian studies, fixed drug eruption is the most common cutaneous adverse drug reaction. Fixed drug eruption (FDE) is a type of drug-induced cutaneous disorder that characteristically presents with the recurrence of similar lesions at the same skin or mucosal site as a result of systemic exposure to a drug.[1] It is characterized by the development of well-circumscribed, round, erythematous macules and plaques on cutaneous or mucosal surfaces.[2] Although the lesions are distinctive, the diagnosis of FDE often is missed because it does not share any of the characteristics of more common morbilliform drug rashes.[3]

The patterns of fixed drug eruptions differ among various drugs. So, it is important to understand the precise nature of the drug reactions may help in identifying the offending drug early diagnosis and prompt withdrawal of the causative drug to prevent mortality.[4] Also, knowledge of drug that can cause FDE may help physicians in choosing safer drugs.[5] The various side-effects of drugs have been recorded since time. The skin is the largest organ of the body and it displays various facets of drug eruption. There are many studies on FDE, which are on record that have aimed to unfold its possible pathophysiology.[6] The advent and use of new drug(s) in the therapy of the disease has brought into focus new drugs and new chemical agents that cause FDE.[7] Over the course of time, more individual reports of similar cutaneous eruptions with different drugs brought to light the fact that FDE could be caused by many chemically unrelated drugs.

Historically the disease was first described by Bourns in England in 1889. The term Fixed Drug Eruption was first coined by Frenchman Brocq in 1894 as an “*éruption érythémato-pigmentée fixe*” to describe a reaction to amitriptyline.[8]

The primary management of FDE lies in the removal of the causative drug. Then the patients are counseled to avoid the causative drug and the associated cross-reacting medications. Symptoms like cutaneous pruritus or pain are managed by using H1 antihistaminics and topical corticosteroids. Mild oral lesions are managed by lidocaine and topical corticosteroids.

In conclusion, dermatologists and clinicians should prioritize awareness and prevention of fixed drug reactions in their clinical practice. A proactive approach to identifying potential culprits, educating patients, and maintaining vigilance regarding drug choices can significantly reduce the occurrence of FDRs and improve patient safety. By taking these measures, healthcare professionals contribute to the overall well-being and satisfaction of their patients while minimizing the burden of this unique adverse drug reaction.

References

1. Lee AY. Fixed drug eruptions. Incidence, recognition, and avoidance. *Am J Clin Dermatol.* 2000;1:277-85.
2. Singhal RR, Sheth NK, Nair PA. Non-pigmented fixed drug eruption caused by ibuprofen. *Indian Dermatol Online J.* 2019;10:341-3.
3. Bourns D. Unusual effects of antipyrine. *Br Med J.* 1889;2:818-20.
4. Brocq L. Erupio erythemato pigmentée fixé due to antipyrone. *Ann Dermatol Syphyligr.* 1894;5:308.
5. Cho Y-T, Lin J-W, Chen Y-C, et al. Generalized bullous fixed drug eruption is distinct from Stevens-Johnson syndrome/toxic epidermal necrolysis by immunohistopathological features. *J Am Acad Dermatol.* 2014;70(3):539-48.
6. Zaouak A, Ben Salem F, Ben Jannet S, Hammami H, Fenniche S. Bullous fixed drug eruption: a potential diagnostic pitfall: a study of 18 cases. *Therapie.* 2019;74(5):527-30.
7. Flowers H, Brodell R, Brents M, Wyatt JP. Fixed drug eruptions: presentation, diagnosis, and management. *South Med J.* 2014;107(11):724-7.
8. Khaled A, Kharf M, Ben HM, et al. Cutaneous adverse drug reactions in children. A series of 90 cases. *La Tunisie Medicale.* 2012;90(1):45-50.



CROSSWORD


ACROSS

- gene mutation in Netherton syndrome
- parakeratosis in PRP
- ptychotropism is seen in this syndrome
- surgery to remove skin cancer
- erosive balanitis in syphilis
- newer IgE inhibitor for chronic urticaria

DOWN

- One of the most common ingredient of sunscreen
- this disease shows sporotrichoid spread
- phytophotodermatitis is mediated by this compound
- best suited laser for hair removal

*Send your answer to iadvlwb@gmail.com,
Correct entries will be mentioned in the next issue.*



Courtesy: Dr. Dyuti Das



CUTICON WB 2023
26th Annual State Conference of IADVL, WB Branch

Theme: "Translating knowledge into practice in Dermatology"

Venue
Biswa Bangla Convention Centre
Plot No. DG/02/1, DG Block,
New Town, Kolkata- 700 156

**9th-10th
December 2023**

Conference Secretariat
Dr. Arun Achar, Org. Secretary
IADVL WB State Branch
Moon Plaza, Flat-2E, 62 Lenin Sarani,
Kolkata - 700013
Ph: +91 33 22277553
E-mail : iadlvwb@gmail.com
Website : www.iadlvwb.org

CUTICON WB 2023

Highlights

Prof. B N Banerjee Memorial Orator Prof. R K Panja Memorial Orator Prof. A K Dutta Memorial Orator

Sessions attributed to

1. Acne- a multisystem disorder
2. Current trends in occupational dermatoses
3. Challenges in cutaneous neglected tropical disorders
4. Decoding cosmeceuticals
5. Emerging role of gut-skin axis in Dermatology
6. Artificial Intelligence in Dermatology - boon or bane?
7. Dermoscopy and Procedural Dermatology- Tips and tricks
8. Dedicated, small-group, hands-on workshop on Dermatopathology and Skin Injectables

SESSION FOR PETS

AWARD SESSION

EXTEMPORÉ SPEECH

QUIZ!

Pre- Conference Workshop on 8th December 2023

Workshop	Venue	Time
Dermatopathology	Academic Building, NRS MCH 13B, Acharya Jagadish Chandra Bose Rd, Sealdah, Kolkata-700014	2.00 pm to 6.00 pm
Skin Injectables	Main Building, 2nd Floor, Apollo Multispeciality Hospital, 58, Canal Circular Rd, Kadapara, Phool Bagan, Kankurgachi, Kolkata-700054	9.30 am to 12.30 pm

26th Annual State Conference of IADVL, WB Branch

Register for CUTICON WB 2023

REGISTRATION FEES

Category	Upto	16/09/2023	01/12/2023
	15/09/2023	30/11/2023	On Spot
Life Member	₹ 2500/-	₹ 3500/-	₹ 5000/-
Accom Person	₹ 2000/-	₹ 3000/-	₹ 4500/-
PG Student	₹ 2000/-	₹ 3000/-	₹ 4500/-
Injectable Workshop	₹ 500/-	₹ 1000/-	₹ 1500/-
Dem Path Workshop	₹ 1500/-	₹ 2000/-	₹ 2500/-
Cancellation/Refund	50%	25%	NIL

Bank Details for NEFT Payment :

Account Name : CUTICON WEST BENGAL
Account Number : 05860100023144
Bank & Branch: Indian Overseas Bank (DMT Br. - 0586)
IFSC Code : IOBA0000586
MICR Code : 70002003